

## Storytelling with Art (K-5)

### Pre- and Post-Visit

#### Pre-Visit

##### Overview

Students will bring a photograph from home. Students will use their personal photograph to write a short narrative.

##### Activity:

Begin by projecting a photograph from the exhibition *Southern Accent: Seeking the American South in Contemporary Art*.

Suggested images include: *Outside Looking In, Mobile Alabama* by Gordon Parks, *Quince* by Diego Camposeco, *Tammy Rae & Kaia* by Catherine Opie, or *Athens, GA (Girl on Hood of Car)* by Mark Steinmetz.



Gordon Parks, *Department Store, Mobile, Alabama*, 1956. Archival pigment print, exhibition inches (50.8 x 40.6 cm). Courtesy of the Gordon Parks copy 2/5; 20 x 16 Foundation, Pleasantville, New York. © The Gordon Parks Foundation.

Have your students tell you the story they see in the image.

- Who are the characters?
- What is the setting?
- What is happening in the story?
- How will the story end?

With each question, ask students to support their responses with visual evidence from the photograph. Encourage varied response and stories to model that art may have multiple interpretations.

Next, discuss how the students' families use photographs.

- When do their families take photographs?
- Who takes the pictures?
- What do they use to take the pictures (camera, phone, etc.)?
- What does the family do with their photographs?

Explain that students will use the photograph they brought from home to tell a story, like the class did with the image from the museum.

Distribute the **Story Map Worksheet** from this packet or another narrative writing graphic organizer. Have students use their photograph to fill out the graphic organizer. Students may use their imaginations or describe the real story behind their photograph.

**Finally, Students will use the graphic organizer to write a short story about their photograph. After students finish their story, encourage them to share their photograph and story with the class.**

## **Post-Visit**

### **Overview:**

**Students will use an artwork from the exhibition to write a short narrative.**

### **Activity:**

**Begin by discussing the artworks the students saw at the museum. You may want to project images from the exhibition. Ask your students about the stories that they saw in the artwork at the museum.**

**Next, distribute printed images of 2-4 artworks from the exhibition. Repeat the short story writing exercise from the pre-visit using the art from the exhibition. Suggested artworks include: *American Address* by Douglas Bourgeois, *Down the Road* by Benny Andrews, or *Session One: Around the Y* by Xaviera Simmons. Again have students pre-write with a graphic organizer.**

**Finally, after students finish their stories, ask students to share the stories aloud. Discuss the differences between stories that used the same artwork.**


Name: \_\_\_\_\_

Date: \_\_\_\_\_

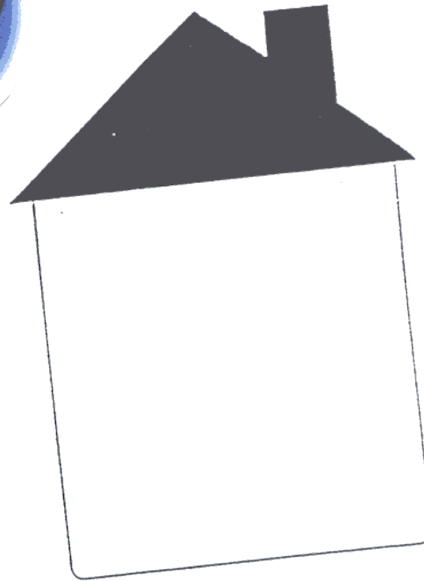
# Story Map

Title: \_\_\_\_\_


**CHARACTERS**



Setting



Major  
Event



**Problem!**

**Solution**

